



The company to turn to



LRQ 0960929

### 'Oilube'® Sintered Metric Plain Bearings

Reference	Bore	Outside Diameter	Lengths (L)
2/4 x L	2	4	4
2/5 x L	2	5	2-3-4-5
3/5 x L	3	5	3-4-6
3/6 x L	3	6	3-4
3/8 x L	3	8	4
4/7 x L	4	7	3-4-6
4/8 x L	4	8	3-4-6-8-12
4/10 x L	4	10	8
5/8 x L	5	8	4-5-8-10-12-16
5/9 x L	5	9	4-5-8
5/10 x L	5	10	6-8-10
5/12 x L	5	12	10
6/9 x L	6	9	4-6-10-12-16
6/10 x L	6	10	4-6-10-12-16
6/12 x L	6	12	6-8-12
6/14 x L	6	14	12
7/10 x L	7	10	5-8-10
7/11 x L	7	11	8-10
8/11 x L	8	11	6-8-12
8/12 x L	8	12	6-8-12-16-20
8/14 x L	8	14	8-12-16-20
8/18 x L	8	18	16
9/12 x L	9	12	6-10-14
9/14 x L	9	14	6-10-14
10/13 x L	10	13	10-16
10/14 x L	10	14	8-10-16-20-25
10/15 x L	10	15	10-16-20-25
10/16 x L	10	16	8-10-16-20-25
10/22 x L	10	22	20
12/15 x L	12	15	12-16-20-25
12/16 x L	12	16	8-12-16-20-25
12/18 x L	12	18	8-12-16-20-25
12/25 x L	12	25	25
14/18 x L	14	18	10-14-20
14/20 x L	14	20	10-12-14-20-30
14/28 x L	14	28	30
15/19 x L	15	19	10-15-20-25-30
15/20 x L	15	20	10-15-20-25-30
15/21 x L	15	21	10-15-20-25
15/22 x L	15	22	16-20-30
15/30 x L	15	30	30
16/20 x L	16	20	12-16-20-25-30
16/22 x L	16	22	12-16-20-25-30
16/32 x L	16	32	30
18/22 x L	18	22	12-18-30
18/24 x L	18	24	12-18-30
18/25 x L	18	25	16-20-22-30
18/35 x L	18	35	30
20/24 x L	20	24	16-20-25-32
20/25 x L	20	25	15-20-25-30
20/26 x L	20	26	15-20-25-30
20/28 x L	20	28	20-25-30-40-50
20/40 x L	20	40	40
22/27 x L	22	27	15-20-25
22/28 x L	22	28	15-20-25-28-30
22/32 x L	22	32	20-30-50

Reference	Bore	Outside Diameter	Lengths (L)
25/30 x L	25	30	20-25-30-50
25/32 x L	25	32	20-25-30-35-40
25/35 x L	25	35	25-35-50
25/45 x L	25	45	35
28/33 x L	28	33	20-30
28/36 x L	28	36	20-25-30-40
30/35 x L	30	35	20-25-30
30/38 x L	30	38	20-25-30-40
30/40 x L	30	40	25-30-35-45-50-60
30/50 x L	30	50	60
32/38 x L	32	38	20-25-30
32/40 x L	32	40	20-25-30-40-50
35/41 x L	35	41	25-35-40
35/44 x L	35	44	22-28-35
35/45 x L	35	45	25-35-40-50-70
36/42 x L	36	42	22-28-36-45
36/45 x L	36	45	22-28-36-45
38/44 x L	38	44	25-35-45
38/48 x L	38	48	25-35-45-55
40/46 x L	40	46	30-40-50
40/50 x L	40	50	25-30-32-35-40-50-60-80
42/48 x L	42	48	40-50
42/52 x L	42	52	40-50
45/51 x L	45	51	35-45-55
45/55 x L	45	55	35-45-55-60-65-75
45/56 x L	45	56	28-36-45-56
45/65 x L	45	65	80
48/55 x L	48	55	50
48/58 x L	48	58	50
50/58 x L	50	58	35-50
50/60 x L	50	60	30-35-40-50-63-70-75-100
50/70 x L	50	70	70
55/63 x L	55	63	40-55
55/65 x L	55	65	40-55-70
55/70 x L	55	70	70
60/68 x L	60	68	50-60-70
60/70 x L	60	70	50-60
60/72 x L	60	72	50-60-70
60/75 x L	60	75	60-90
60/85 x L	60	85	90
63/70 x L	63	70	40-50
65/75 x L	65	75	60-90
65/80 x L	65	80	60-90
70/80 x L	70	80	60-90
70/85 x L	70	85	60-90
75/85 x L	75	85	70-100
75/90 x L	75	90	70-100
75/100 x L	75	100	100
80/90 x L	80	90	70-100
80/95 x L	80	95	70-100
80/105 x L	80	105	100
85/95 x L	85	95	100
85/100 x L	85	100	100
90/105 x L	90	105	80
90/110 x L	90	110	80
100/120 x L	100	120	80

Non-standard lengths can be supplied. If the size you require is not listed please contact our sales dept. We also offer a specialised machining service for low volume non-standard sizes and tolerances. Bowman International Limited reserve the right to change specifications without prior notice E & OE

#### BOWMAN INTERNATIONAL LIMITED

10 Isis Court, Wyndyke Furlong, Abingdon Business Park, Abingdon, Oxfordshire, OX14 1DZ England

Tel +44 (0)1235 815816 Fax +44 (0)1235 811234 E-mail enquiries@bowman.co.uk Website www.bowman.co.uk



The company to turn to



LRQ 0960929

### 'Oilube®' Sintered Metric Flanged Bearings

Reference	Bore	O/D	Lengths (L)	Flange Size (Outside Diameter x Width)
2/5 x L - 8 x 1.5	2	5	3	8 x 1.5
3/5 x L - 8 x 1.5	3	5	4	8 x 1.5
3/6 x L - 9 x 1.5	3	6	4	9 x 1.5
4/8 x L - 10 x 1.5	4	8	6	10 x 1.5
4/8 x L - 12 x 2	4	8	4-6-8-12	12 x 2
5/9 x L - 13 x 2	5	9	4-5-8	13 x 2
5/10 x L - 12 x 2	5	10	6	12 x 2
6/10 x L - 14 x 2	6	10	4-6-10	14 x 2
6/12 x L - 14 x 2	6	12	6	14 x 2
7/10 x L - 14 x 2	7	10	5-8-10	14 x 2
7/11 x L - 15 x 2	7	11	8	15 x 2
7/12 x L - 15 x 2	7	12	5-8-10	15 x 2
8/12 x L - 16 x 2	8	12	6-8-12-16	16 x 2
8/14 x L - 18 x 3	8	14	8	18 x 3
9/14 x L - 19 x 2.5	9	14	6-10-14	19 x 2.5
10/13 x L - 17 x 2.5	10	13	8-10-16-20	17 x 2.5
10/15 x L - 21 x 3	10	15	10-16-20	21 x 3
10/16 x L - 20 x 3	10	16	8-10	20 x 3
10/16 x L - 22 x 3	10	16	8-10-16	22 x 3
12/15 x L - 21 x 3	12	15	12-16-20	21 x 3
12/17 x L - 23 x 3	12	17	12-16-20-25	23 x 3
12/18 x L - 22 x 3	12	18	10-12	22 x 3
12/18 x L - 24 x 3	12	18	8-12-20	24 x 3
14/20 x L - 25 x 3	14	20	10-12	25 x 3
14/20 x L - 26 x 3	14	20	10-14-20	26 x 3
15/19 x L - 25 x 3	15	19	16-20-25	25 x 3
15/21 x L - 27 x 3	15	21	10-15-20-25	27 x 3
15/22 x L - 28 x 3	15	22	12-16	28 x 3
16/20 x L - 27 x 3	16	20	16-20-25	27 x 3
16/22 x L - 28 x 3	16	22	12-16-20-25	28 x 3
16/22 x L - 28 x 4	16	22	12-16	28 x 4
18/24 x L - 30 x 3	18	24	12-18-22-30	30 x 3

Reference	Bore	O/D	Lengths (L)	Flange Size (Outside Diameter x Width)
18/25 x L - 32 x 4	18	25	12-16	32 x 4
20/24 x L - 30 x 3	20	24	16-20-25	30 x 3
20/26 x L - 32 x 3	20	26	15-20-25-30	32 x 3
20/28 x L - 35 x 4	20	28	16-20	35 x 4
22/28 x L - 34 x 3	22	28	15-20-25-30	34 x 3
25/30 x L - 39 x 3.5	25	30	20-25-32	39 x 3.5
25/32 x L - 39 x 3.5	25	32	20-25-30	39 x 3.5
25/35 x L - 45 x 5	25	35	16-25	45 x 5
28/32 x L - 40 x 4	28	32	20-25-30	40 x 4
28/35 x L - 42 x 4	28	35	20-25-30	42 x 4
28/36 x L - 44 x 4	28	36	20-25-30	44 x 4
30/38 x L - 46 x 4	30	38	20-25-30	46 x 4
30/40 x L - 50 x 5	30	40	20-30	50 x 5
32/38 x L - 46 x 4	32	38	20-25-32	46 x 4
32/40 x L - 48 x 4	32	40	20-25-30	48 x 4
35/45 x L - 55 x 5	35	45	20-25-35-40	55 x 5
38/48 x L - 58 x 5	38	48	25-35-45	58 x 5
40/46 x L - 56 x 5	40	46	25-32-40	56 x 5
40/50 x L - 60 x 5	40	50	25-30-40-50	60 x 5
40/50 x L - 60 x 6	40	50	25-40	60 x 6
42/52 x L - 62 x 5	42	52	30-40-50	62 x 5
45/55 x L - 65 x 5	45	55	35-45-55	65 x 5
45/55 x L - 65 x 6	45	55	30-45	65 x 6
50/60 x L - 70 x 5	50	60	32-35-40-50	70 x 5
50/60 x L - 70 x 6	50	60	30-50	70 x 6
60/72 x L - 84 x 6	60	72	50-60	84 x 6
60/75 x L - 85 x 8	60	75	35-60	85 x 8
70/85 x L - 95 x 8	70	85	60	95 x 8
80/95 x L - 105 x 8	80	95	70	105 x 8
90/110 x L - 120 x 8	90	110	50	120 x 8
100/120 x L - 130 x 8	100	120	80	130 x 8

Non-standard lengths can be supplied. If the size you require is not listed please contact our sales dept. We also offer a specialised machining service for low volume non-standard sizes and tolerances.

Bowman International Limited reserve the right to change specifications without prior notice E & OE

**BOWMAN INTERNATIONAL LIMITED**

10 Isis Court, Wyndyke Furlong, Abingdon Business Park, Abingdon, Oxfordshire, OX14 1DZ England  
 Tel +44 (0)1235 815816 Fax +44 (0)1235 811234 E-mail enquiries@bowman.co.uk Website www.bowman.co.uk



### 'Oilube'® Sintered Imperial Plain Bearings

Reference	Bore	Outside Diameter	Lengths (L)
$\frac{3}{16} \times \frac{5}{16} \times L$	$\frac{3}{16}$	$\frac{5}{16}$	$\frac{1}{4} - \frac{3}{8} - \frac{1}{2} - \frac{5}{8} - \frac{3}{4} - 1$
$\frac{1}{4} \times \frac{3}{8} \times L$	$\frac{1}{4}$	$\frac{3}{8}$	$\frac{1}{4} - \frac{3}{8} - \frac{1}{2} - \frac{5}{8} - \frac{3}{4}$
$\frac{1}{4} \times \frac{7}{16} \times L$	$\frac{1}{4}$	$\frac{7}{16}$	$\frac{1}{4} - \frac{3}{8} - \frac{1}{2} - \frac{5}{8} - \frac{3}{4}$
$\frac{1}{4} \times \frac{1}{2} \times L$	$\frac{1}{4}$	$\frac{1}{2}$	$\frac{3}{8} - \frac{1}{2} - \frac{3}{4}$
$\frac{5}{16} \times \frac{7}{16} \times L$	$\frac{5}{16}$	$\frac{7}{16}$	$\frac{5}{16} - \frac{3}{8} - \frac{1}{2} - \frac{9}{16} - \frac{5}{8} - \frac{3}{4} - 1$
$\frac{5}{16} \times \frac{1}{2} \times L$	$\frac{5}{16}$	$\frac{1}{2}$	$\frac{1}{4} - \frac{3}{8} - \frac{1}{2} - \frac{5}{8} - \frac{3}{4}$
$\frac{3}{8} \times \frac{1}{2} \times L$	$\frac{3}{8}$	$\frac{1}{2}$	$\frac{3}{8} - \frac{1}{2} - \frac{5}{8} - \frac{3}{4} - \frac{7}{8} - 1 - 1\frac{1}{8} - 1\frac{1}{4}$
$\frac{3}{8} \times \frac{5}{8} \times L$	$\frac{3}{8}$	$\frac{5}{8}$	$\frac{3}{8} - \frac{1}{2} - \frac{5}{8} - \frac{3}{4} - \frac{7}{8} - 1$
$\frac{7}{16} \times \frac{9}{16} \times L$	$\frac{7}{16}$	$\frac{9}{16}$	$\frac{3}{8} - \frac{1}{2} - \frac{5}{8} - \frac{3}{4} - 1$
$\frac{7}{16} \times \frac{11}{16} \times L$	$\frac{7}{16}$	$\frac{11}{16}$	$\frac{1}{2} - 1\frac{1}{4}$
$\frac{1}{2} \times \frac{5}{8} \times L$	$\frac{1}{2}$	$\frac{5}{8}$	$\frac{3}{8} - \frac{1}{2} - \frac{5}{8} - \frac{3}{4} - \frac{7}{8} - 1 - 1\frac{1}{8} - 1\frac{1}{4} - 1\frac{1}{2}$
$\frac{1}{2} \times \frac{11}{16} \times L$	$\frac{1}{2}$	$\frac{11}{16}$	$\frac{1}{2} - \frac{5}{8} - \frac{3}{4} - \frac{7}{8} - 1 - 1\frac{1}{4}$
$\frac{1}{2} \times \frac{3}{4} \times L$	$\frac{1}{2}$	$\frac{3}{4}$	$\frac{1}{2} - \frac{5}{8} - \frac{3}{4} - \frac{7}{8} - 1 - 1\frac{1}{8} - 1\frac{1}{4} - 1\frac{1}{2} - 2$
$\frac{9}{16} \times \frac{11}{16} \times L$	$\frac{9}{16}$	$\frac{11}{16}$	$\frac{1}{2} - \frac{5}{8} - \frac{3}{4} - 1 - 1\frac{1}{4}$
$\frac{9}{16} \times \frac{3}{4} \times L$	$\frac{9}{16}$	$\frac{3}{4}$	1
$\frac{5}{8} \times \frac{3}{4} \times L$	$\frac{5}{8}$	$\frac{3}{4}$	$\frac{1}{2} - \frac{9}{16} - \frac{5}{8} - \frac{3}{4} - \frac{7}{8} - 1 - 1\frac{1}{4}$
$\frac{5}{8} \times \frac{13}{16} \times L$	$\frac{5}{8}$	$\frac{13}{16}$	$\frac{3}{4} - 1 - 1\frac{1}{4} - 1\frac{3}{8}$
$\frac{5}{8} \times \frac{7}{8} \times L$	$\frac{5}{8}$	$\frac{7}{8}$	$\frac{1}{2} - \frac{5}{8} - \frac{3}{4} - \frac{7}{8} - 1 - 1\frac{1}{8} - 1\frac{1}{4}$
$\frac{11}{16} \times \frac{15}{16} \times L$	$\frac{11}{16}$	$\frac{15}{16}$	$\frac{7}{8} - 1 - 1\frac{1}{4}$
$\frac{3}{4} \times \frac{7}{8} \times L$	$\frac{3}{4}$	$\frac{7}{8}$	$\frac{1}{2} - \frac{5}{8} - \frac{3}{4} - \frac{7}{8} - 1 - 1\frac{1}{8} - 1\frac{1}{4}$
$\frac{3}{4} \times \frac{15}{16} \times L$	$\frac{3}{4}$	$\frac{15}{16}$	$\frac{3}{4} - 1$
$\frac{3}{4} \times 1 \times L$	$\frac{3}{4}$	1	$\frac{5}{8} - \frac{3}{4} - \frac{7}{8} - 1 - 1\frac{1}{8} - 1\frac{1}{4} - 1\frac{1}{2} - 1\frac{3}{4} - 2$
$\frac{3}{4} \times 1\frac{1}{8} \times L$	$\frac{3}{4}$	$1\frac{1}{8}$	$\frac{3}{4} - 1 - 1\frac{1}{4}$
$\frac{3}{4} \times 1\frac{1}{4} \times L$	$\frac{3}{4}$	$1\frac{1}{4}$	$1\frac{1}{8} - 1\frac{3}{8} - 1\frac{1}{2} - 2$
$\frac{7}{8} \times 1 \times L$	$\frac{7}{8}$	1	$\frac{3}{4} - 1 - 1\frac{1}{8} - 1\frac{1}{4} - 1\frac{1}{2}$
$\frac{7}{8} \times 1\frac{1}{8} \times L$	$\frac{7}{8}$	$1\frac{1}{8}$	$\frac{3}{4} - \frac{7}{8} - 1 - 1\frac{1}{8} - 1\frac{1}{4} - 1\frac{1}{2}$
$1 \times 1\frac{1}{8} \times L$	1	$1\frac{1}{8}$	$\frac{3}{4} - 1 - 1\frac{1}{4} - 1\frac{1}{2}$
$1 \times 1\frac{1}{4} \times L$	1	$1\frac{1}{4}$	$\frac{3}{4} - \frac{7}{8} - 1 - 1\frac{1}{8} - 1\frac{1}{4} - 1\frac{3}{8} - 1\frac{1}{2} - 1\frac{5}{8} - 1\frac{3}{4} - 2$
$1 \times 1\frac{1}{2} \times L$	1	$1\frac{1}{2}$	$1 - 1\frac{3}{8} - 1\frac{1}{2} - 1\frac{3}{4} - 2$
$1\frac{1}{8} \times 1\frac{3}{8} \times L$	$1\frac{1}{8}$	$1\frac{3}{8}$	$\frac{3}{4} - 1 - 1\frac{1}{4} - 1\frac{1}{2} - 1\frac{3}{4} - 2$
$1\frac{1}{4} \times 1\frac{1}{2} \times L$	$1\frac{1}{4}$	$1\frac{1}{2}$	$\frac{7}{8} - 1 - 1\frac{1}{4} - 1\frac{3}{8} - 1\frac{1}{2} - 1\frac{3}{4} - 1\frac{7}{8} - 2$
$1\frac{1}{4} \times 1\frac{5}{8} \times L$	$1\frac{1}{4}$	$1\frac{5}{8}$	$1 - 1\frac{1}{4} - 1\frac{1}{2} - 1\frac{3}{4} - 2 - 2\frac{1}{2}$
$1\frac{3}{8} \times 1\frac{5}{8} \times L$	$1\frac{3}{8}$	$1\frac{5}{8}$	$1 - 1\frac{1}{4} - 1\frac{1}{2} - 1\frac{3}{4} - 2$
$1\frac{3}{8} \times 1\frac{3}{4} \times L$	$1\frac{3}{8}$	$1\frac{3}{4}$	$1\frac{1}{4} - 1\frac{1}{2} - 1\frac{3}{4} - 2 - 2\frac{1}{4}$
$1\frac{1}{2} \times 1\frac{3}{4} \times L$	$1\frac{1}{2}$	$1\frac{3}{4}$	$1\frac{1}{4} - 1\frac{1}{2} - 1\frac{3}{4} - 2 - 2\frac{1}{4}$
$1\frac{1}{2} \times 1\frac{7}{8} \times L$	$1\frac{1}{2}$	$1\frac{7}{8}$	$1\frac{1}{4} - 1\frac{1}{2} - 1\frac{3}{4} - 2 - 2\frac{1}{4}$
$1\frac{1}{2} \times 2 \times L$	$1\frac{1}{2}$	2	$1\frac{1}{2} - 2 - 2\frac{1}{2} - 3$
$1\frac{5}{8} \times 2\frac{1}{16} \times L$	$1\frac{5}{8}$	$2\frac{1}{16}$	$1\frac{7}{8} - 2 - 2\frac{1}{2}$
$1\frac{3}{4} \times 2 \times L$	$1\frac{3}{4}$	2	$1\frac{1}{4} - 1\frac{1}{2} - 1\frac{3}{4} - 2 - 2\frac{1}{4}$
$1\frac{3}{4} \times 2\frac{1}{4} \times L$	$1\frac{3}{4}$	$2\frac{1}{4}$	$1\frac{1}{2} - 1\frac{3}{4} - 2 - 2\frac{1}{4}$
$2 \times 2\frac{1}{4} \times L$	2	$2\frac{1}{4}$	$1\frac{1}{2} - 1\frac{3}{4} - 2 - 2\frac{1}{2}$
$2 \times 2\frac{3}{8} \times L$	2	$2\frac{3}{8}$	$1\frac{1}{2} - 2\frac{1}{2} - 3$
$2 \times 2\frac{1}{2} \times L$	2	$2\frac{1}{2}$	$1\frac{1}{2} - 1\frac{3}{4} - 2 - 2\frac{1}{4} - 2\frac{1}{2} - 3$
$2\frac{1}{4} \times 2\frac{5}{8} \times L$	$2\frac{1}{4}$	$2\frac{5}{8}$	$2\frac{1}{2} - 3$
$2\frac{1}{4} \times 2\frac{3}{4} \times L$	$2\frac{1}{4}$	$2\frac{3}{4}$	$1\frac{1}{2} - 2 - 2\frac{1}{2} - 3$
$2\frac{1}{2} \times 2\frac{7}{8} \times L$	$2\frac{1}{2}$	$2\frac{7}{8}$	$2\frac{1}{2} - 3$
$2\frac{1}{2} \times 3 \times L$	$2\frac{1}{2}$	3	$1\frac{1}{2} - 2 - 2\frac{1}{2} - 3$
$3 \times 3\frac{1}{2} \times L$	3	$3\frac{1}{2}$	$2\frac{1}{2} - 3$
$3\frac{1}{2} \times 4 \times L$	$3\frac{1}{2}$	4	3
$4 \times 4\frac{1}{2} \times L$	4	$4\frac{1}{2}$	4

Non-standard lengths can be supplied. If the size you require is not listed please contact our sales dept. We also offer a specialised machining service for low volume non-standard sizes and tolerances.

Bowman International Limited reserve the right to change specifications without prior notice E & OE



## 'Oilube®' Sintered Imperial Flanged Bearings

Reference	Bore	Outside Diameter	Lengths (L)	Flange Size (Outside Diameter x Width)
$\frac{3}{16} \times \frac{5}{16} \times L - \frac{3}{4} \times \frac{1}{8}$	$\frac{3}{16}$	$\frac{5}{16}$	$\frac{1}{4} - \frac{3}{8} - \frac{1}{2}$	$\frac{3}{8} \times \frac{1}{16}$
$\frac{1}{4} \times \frac{3}{8} \times L - \frac{1}{2} \times \frac{1}{16}$	$\frac{1}{4}$	$\frac{3}{8}$	$\frac{1}{4} - \frac{3}{8} - \frac{1}{2} - \frac{3}{4}$	$\frac{1}{2} \times \frac{1}{16}$
$\frac{5}{16} \times \frac{1}{2} \times L - \frac{5}{8} \times \frac{1}{16}$	$\frac{5}{16}$	$\frac{1}{2}$	$\frac{1}{4} - \frac{3}{8} - \frac{1}{2} - \frac{3}{4}$	$\frac{5}{8} \times \frac{1}{16}$
$\frac{3}{8} \times \frac{1}{2} \times L - \frac{5}{8} \times \frac{1}{16}$	$\frac{3}{8}$	$\frac{1}{2}$	$\frac{1}{2} - \frac{7}{8}$	$\frac{5}{8} \times \frac{1}{16}$
$\frac{3}{8} \times \frac{1}{2} \times L - \frac{5}{8} \times 0.14$	$\frac{3}{8}$	$\frac{1}{2}$	$\frac{1}{2} - \frac{3}{4} - \frac{7}{8}$	$\frac{5}{8} \times 0.14$
$\frac{3}{8} \times \frac{9}{16} \times L - \frac{3}{4} \times \frac{1}{16}$	$\frac{3}{8}$	$\frac{9}{16}$	$\frac{1}{2}$	$\frac{3}{4} \times \frac{1}{16}$
$\frac{3}{8} \times \frac{5}{8} \times L - \frac{3}{4} \times \frac{1}{8}$	$\frac{3}{8}$	$\frac{5}{8}$	$\frac{3}{8} - \frac{1}{2} - \frac{5}{8} - \frac{3}{4}$	$\frac{3}{4} \times \frac{1}{8}$
$\frac{7}{16} \times \frac{9}{16} \times L - \frac{3}{4} \times \frac{1}{16}$	$\frac{7}{16}$	$\frac{9}{16}$	$\frac{1}{2} - \frac{5}{8} - \frac{3}{4}$	$\frac{3}{4} \times \frac{1}{16}$
$\frac{1}{2} \times \frac{5}{8} \times L - \frac{3}{4} \times \frac{3}{32}$	$\frac{1}{2}$	$\frac{5}{8}$	$\frac{1}{2} - 1$	$\frac{3}{4} \times \frac{3}{32}$
$\frac{1}{2} \times \frac{3}{4} \times L - 1 \times \frac{1}{8}$	$\frac{1}{2}$	$\frac{3}{4}$	$\frac{1}{2} - \frac{3}{4} - 1 - 1\frac{1}{8}$	$1 \times \frac{1}{8}$
$\frac{5}{8} \times \frac{3}{4} \times L - 1\frac{1}{8} \times \frac{3}{32}$	$\frac{5}{8}$	$\frac{3}{4}$	$\frac{1}{2} - 1 - 1\frac{1}{8}$	$1\frac{1}{8} \times \frac{3}{32}$
$\frac{5}{8} \times \frac{7}{8} \times L - 1\frac{1}{4} \times \frac{1}{8}$	$\frac{5}{8}$	$\frac{7}{8}$	$\frac{1}{2} - \frac{3}{4} - 1 - 1\frac{1}{8} - 1\frac{1}{4}$	$1\frac{1}{4} \times \frac{1}{8}$
$\frac{3}{4} \times 1 \times L - 1\frac{3}{8} \times \frac{1}{8}$	$\frac{3}{4}$	1	$\frac{3}{4} - 1 - 1\frac{1}{4} - 1\frac{1}{2}$	$1\frac{3}{8} \times \frac{1}{8}$
$\frac{7}{8} \times 1 \times L - 1\frac{1}{4} \times \frac{1}{8}$	$\frac{7}{8}$	1	1	$1\frac{1}{4} \times \frac{1}{8}$
$\frac{7}{8} \times 1\frac{1}{8} \times L - 1\frac{5}{8} \times \frac{1}{8}$	$\frac{7}{8}$	$1\frac{1}{8}$	$\frac{3}{4} - 1 - 1\frac{1}{4} - 1\frac{1}{2}$	$1\frac{5}{8} \times \frac{1}{8}$
$1 \times 1\frac{1}{4} \times L - 1\frac{3}{4} \times \frac{1}{8}$	1	$1\frac{1}{4}$	$1 - 1\frac{1}{4} - 1\frac{1}{2} - 1\frac{3}{4} - 2$	$1\frac{3}{4} \times \frac{1}{8}$
$1 \times 1\frac{1}{4} \times L - 1\frac{1}{2} \times \frac{1}{8}$	1	$1\frac{1}{4}$	$\frac{3}{4} - 1 - 1\frac{1}{8} - 1\frac{1}{2}$	$1\frac{1}{2} \times \frac{1}{8}$
$1\frac{1}{8} \times 1\frac{3}{8} \times L - 1\frac{7}{8} \times \frac{1}{8}$	$1\frac{1}{8}$	$1\frac{3}{8}$	$1 - 1\frac{1}{4} - 1\frac{1}{2} - 1\frac{3}{4}$	$1\frac{7}{8} \times \frac{1}{8}$
$1\frac{1}{4} \times 1\frac{1}{2} \times L - 1\frac{7}{8} \times \frac{1}{8}$	$1\frac{1}{4}$	$1\frac{1}{2}$	$\frac{3}{4} - 1\frac{1}{4} - 1\frac{1}{2}$	$1\frac{7}{8} \times \frac{1}{8}$
$1\frac{1}{4} \times 1\frac{5}{8} \times L - 2 \times \frac{1}{8}$	$1\frac{1}{4}$	$1\frac{5}{8}$	$1 - 1\frac{1}{4} - 1\frac{1}{2} - 1\frac{3}{4}$	$2 \times \frac{1}{8}$
$1\frac{3}{8} \times 1\frac{5}{8} \times L - 1\frac{7}{8} \times \frac{1}{8}$	$1\frac{3}{8}$	$1\frac{5}{8}$	$\frac{3}{4} - 1\frac{1}{4}$	$1\frac{7}{8} \times \frac{1}{8}$
$1\frac{1}{2} \times 1\frac{3}{4} \times L - 1\frac{7}{8} \times \frac{1}{8}$	$1\frac{1}{2}$	$1\frac{3}{4}$	$1\frac{1}{2} - 1\frac{7}{8}$	$1\frac{7}{8} \times \frac{1}{8}$
$1\frac{1}{2} \times 1\frac{7}{8} \times L - 2\frac{1}{2} \times \frac{3}{16}$	$1\frac{1}{2}$	$1\frac{7}{8}$	$1 - 1\frac{1}{4} - 1\frac{1}{2} - 1\frac{3}{4} - 2$	$2\frac{1}{2} \times \frac{3}{16}$

Non-standard lengths can be supplied. If the size you require is not listed please contact our sales dept. We also offer a specialised machining service for low volume non-standard sizes and tolerances.

Bowman International Limited reserve the right to change specifications without prior notice E & OE

## 'Oilube®' Sintered Imperial Washers

Reference		
Bore	Outside Diameter	Length
$\frac{3}{8}$	$\frac{5}{8}$	$\frac{1}{16} \frac{1}{8}$
$\frac{1}{2}$	$\frac{3}{4}$	$\frac{1}{16}$
$\frac{1}{2}$	$\frac{7}{8}$	$\frac{1}{8}$
$\frac{1}{2}$	1	$\frac{1}{16} \frac{3}{32} \frac{1}{8}$
$1\frac{1}{32}$	$1\frac{1}{8}$	$\frac{1}{16}$
$\frac{5}{8}$	1	$\frac{1}{16}$
$\frac{5}{8}$	$1\frac{1}{4}$	$\frac{1}{8}$
$2\frac{1}{32}$	$1\frac{1}{4}$	$\frac{3}{32}$
$\frac{3}{4}$	$1\frac{1}{4}$	$\frac{1}{16} \frac{1}{8}$
$2\frac{5}{32}$	$1\frac{1}{2}$	$\frac{1}{8}$
$\frac{7}{8}$	$1\frac{1}{2}$	$\frac{1}{8}$
$\frac{7}{8}$	$1\frac{5}{16}$	$\frac{1}{8}$
1	$1\frac{1}{2}$	$\frac{1}{8}$
1	$1\frac{25}{32}$	$\frac{1}{8}$
$1\frac{1}{32}$	2	$\frac{1}{8}$
$1\frac{1}{4}$	$1\frac{7}{8}$	$\frac{1}{8}$
$1\frac{1}{4}$	3	$\frac{1}{8} \frac{1}{4}$
$1\frac{13}{32}$	$2\frac{1}{2}$	$\frac{5}{32}$
$1\frac{1}{2}$	$2\frac{1}{2}$	$\frac{1}{8}$
$1\frac{1}{2}$	$3\frac{1}{2}$	$\frac{3}{16}$
$1\frac{5}{8}$	$2\frac{3}{8}$	$\frac{1}{8}$
$1\frac{3}{4}$	$2\frac{5}{8}$	$\frac{1}{8}$
2	3	$\frac{1}{4}$
$2\frac{1}{4}$	$3\frac{1}{2}$	$\frac{1}{8}$



Other sizes available – please contact our sales dept.

Bowman International Limited reserve the right to change specifications without prior notice E & OE


**BOWMAN INTERNATIONAL LIMITED**

10 Isis Court, Wyndyke Furlong, Abingdon Business Park, Abingdon, Oxfordshire, OX14 1DZ England

Tel +44 (0)1235 815816 Fax +44 (0)1235 811234 E-mail enquiries@bowman.co.uk Website www.bowman.co.uk



The company to turn to



LRQ 0960929

### 'Oilube<sup>®</sup>' Sintered Cored Bars

Reference			Metric Equivalent (mm)		
Bore	Outside Diameter	Length	Bore	Outside Diameter	Length
1/2	1	6 1/2	12.7	25.4	165
1/2	1 1/2	6 1/2	12.7	38.1	165
3/4	1 1/2	6 1/2	15.88	34.9	165
3/4	1 1/2	6 1/2	15.88	38.1	165
3/4	2	6 1/2	19.05	50.8	165
7/8	1 1/2	6 1/2	22.23	38.1	165
7/8	2	6 1/2	22.23	50.8	165
7/8	2 1/4	6 1/2	22.23	57.2	165
1	1 1/2	6 1/2	25.4	38.0	165
1	1 1/2	6 1/2	25.4	41.2	165
1	2	6 1/2	25.4	50.8	165
1	3	6 1/2	25.4	76.2	165
1 1/4	2 1/2	6 1/2	28.5	54.0	165
1 1/2	2 1/2	6 1/2	38.1	63.5	165
1 1/2	3	6 1/2	38.1	76.2	165
1 1/4	3	6 1/2	44.45	76.2	165
1 1/2	3 1/2	6 1/2	44.45	88.90	165
2	3	6 1/2	50.8	76.2	165
2	4	6 1/2	50.8	101.6	165
2	4 1/2	6 1/2	50.8	114.3	165
2 1/4	4 1/2	6 1/2	57.0	114.3	165
2 3/4	3	6 1/2	60.3	76.2	165
2 1/2	3 1/2	6 1/2	63.5	89.0	165
2 1/2	4	6 1/2	63.5	101.6	165
2 1/2	3 1/2	6 1/2	63.5	89.0	165
2 1/2	5	6 1/2	63.5	127.0	165
3	4	6 1/2	76.2	101.6	165
3	4 1/2	6 1/2	76.2	114.3	165
3 1/2	4 1/2	6 1/2	89.0	120.6	165
3 3/4	5	6 1/2	95.25	127.0	165
4	6	6 1/2	101.6	152.4	165
4 1/2	6	6 1/2	114.3	152.4	165
5	7	6 1/2	127.0	177.8	165
5	7	6 1/2	127.0	177.8	165

All bores and outside diameters have a 1/16 (1.5mm) machining allowance so as to enable actual sizes listed to be achieved. Many other sizes are available to order. We offer a competitive machining and re-lubricating service – please contact our sales dept.

### 'Oilube<sup>®</sup>' Sintered Solid Bars

Reference		Metric Equivalent (mm)	
Outside Diameter	Length	Outside Diameter	Length
3/8	3	9.5	76.2
1/2	6 1/2	12.7	165
3/4	2	19	52
0.787	2.047	20	52
1	6 1/2	25.4	165
1 1/4	6 1/2	28.5	165
1 1/2	6 1/2	38.1	165
1.574	2.047	40	52
2	6 1/2	50.8	165
2.362	2.362	60	60
2 1/2	6 1/2	70	165
3.149	3.149	80	80
3 1/4	6 1/2	82.5	165
6	6 1/2	152	165
8	6 1/2	203	165



We offer a competitive machining and re-lubricating service – please contact our sales dept. Bowman International Limited reserve the right to change specifications without prior notice E & OE

### ISO Tolerances

Basic Sizes (over) - to

### Useful Metric ISO Tolerances in mm

	E7	F7	F8	G7	G8	H7	IT9	IT10	js13	f7	h8	h13	m5	r6	r7	s5	s7	s8
(0) -3	+0.024	+0.016	+0.020	+0.012	+0.016	+0.010	0.025	0.040	+0.070	-0.006	0	0	+0.006	+0.016	+0.020	+0.018	+0.024	+0.028
	+0.014	+0.006	+0.006	+0.002	+0.002	0			-0.070	-0.016	-0.014	-0.140	+0.002	+0.010	+0.010	+0.014	+0.014	+0.014
(3) -6	+0.032	+0.022	+0.028	+0.016	+0.022	+0.012	0.030	0.048	+0.090	-0.010	0	0	+0.009	+0.023	+0.027	+0.024	+0.031	+0.037
	+0.020	+0.010	+0.010	+0.004	+0.004	0			-0.090	-0.022	-0.018	-0.180	+0.004	+0.015	+0.015	+0.019	+0.019	+0.019
(6) -10	+0.040	+0.028	+0.035	+0.020	+0.027	+0.015	0.036	0.058	+0.110	-0.013	0	0	+0.012	+0.028	+0.034	+0.029	+0.038	+0.045
	+0.025	+0.013	+0.013	+0.005	+0.005	0			-0.110	-0.028	-0.022	-0.220	+0.006	+0.019	+0.019	+0.023	+0.023	+0.023
(10) -18	+0.050	+0.034	+0.043	+0.024	+0.033	+0.018	0.043	0.070	+0.135	-0.016	0	0	+0.015	+0.034	+0.041	+0.036	+0.046	+0.055
	+0.032	+0.016	+0.016	+0.006	+0.006	0			-0.135	-0.034	-0.027	-0.270	+0.007	+0.023	+0.023	+0.028	+0.028	+0.028
(18) -30	+0.061	+0.041	+0.053	+0.028	+0.040	+0.021	0.052	0.084	+0.165	-0.020	0	0	+0.017	+0.041	+0.049	+0.044	+0.056	+0.068
	+0.040	+0.020	+0.020	+0.007	+0.007	0			-0.165	-0.041	-0.033	-0.330	+0.008	+0.028	+0.028	+0.035	+0.035	+0.035
(30) -50	+0.075	+0.050	+0.064	+0.034	+0.048	+0.025	0.062	0.100	+0.195	-0.025	0	0	+0.020	+0.050	+0.059	+0.054	+0.068	+0.082
	+0.050	+0.025	+0.025	+0.009	+0.009	0			-0.195	-0.050	-0.039	-0.390	+0.009	+0.034	+0.034	+0.043	+0.043	+0.043
(50) -65	+0.090	+0.060	+0.076	+0.040	+0.056	+0.030	0.074	0.120	+0.230	-0.030	0	0	+0.024	+0.060	+0.071	+0.066	+0.083	+0.099
	+0.060	+0.030	+0.030	+0.010	+0.010	0			-0.230	-0.060	-0.046	-0.460	+0.011	+0.041	+0.041	+0.053	+0.053	+0.053
(65) -80	+0.090	+0.060	+0.076	+0.040	+0.056	+0.030	0.074	0.120	+0.230	-0.030	0	0	+0.024	+0.062	+0.073	+0.054	+0.089	+0.105
	+0.060	+0.030	+0.030	+0.010	+0.010	0			-0.230	-0.060	-0.046	-0.460	+0.011	+0.043	+0.043	+0.059	+0.059	+0.059
(80) -100	+0.107	+0.071	+0.090	+0.047	+0.066	+0.035	0.087	0.140	+0.270	-0.036	0	0	+0.028	+0.073	+0.086	+0.086	+0.106	+0.125
	+0.072	+0.036	+0.036	+0.012	+0.012	0			-0.270	-0.071	-0.054	-0.540	+0.013	+0.051	+0.051	+0.071	+0.071	+0.071
(100) -120	+0.107	+0.071	+0.090	+0.047	+0.066	+0.035	0.087	0.140	+0.270	-0.036	0	0	+0.028	+0.076	+0.089	+0.094	+0.114	+0.133
	+0.072	+0.036	+0.036	+0.012	+0.012	0			-0.270	-0.071	-0.054	-0.540	+0.013	+0.054	+0.054	+0.079	+0.079	+0.079

### BOWMAN INTERNATIONAL LIMITED

10 Isis Court, Wyndyke Furlong, Abingdon Business Park, Abingdon, Oxfordshire, OX14 1DZ England

Tel +44 (0)1235 815816 Fax +44 (0)1235 811234 E-mail enquiries@bowman.co.uk Website www.bowman.co.uk



The company to turn to



LRQ 0960929

### 'Oilube®' Sintered Metric Spherical Bearings

Reference

Bore	Spherical Diameter	Length
3.18	8	6
3.5	8	6
4	8	6
4	9	5
4	10	7
4	12	8
4.5	9	5
4.5	12	8
5	10	7
5	12	8
5	12	9
5	13	8
5	13	9
6	10	4
6	12	8
6	12	9
6	13	8
6	13	9
7	13	8
7	14	10
7	16	11
8	13.5	9
8	14	10
8	16	11
9	16	12

### 'Oilube®' Sintered Metric Spherical Bearings with Collars

Reference

Bore	Spherical Dia	Collar Dia	Collar Length
4	9	6	2
5	12	9	3
6	12	9	2

All spherical bearings can be supplied in various grades of sintered bronze and iron, with lubricants to suit different applications. Spherical bearings can be supplied with one or two collars. Various bore tolerances and non-standard lengths can be supplied. Imperial sizes also available. Bowman International Limited reserve the right to change specifications without prior notice E & OE



**BOWMAN INTERNATIONAL LIMITED**

10 Isis Court, Wyndyke Furlong, Abingdon Business Park, Abingdon, Oxfordshire, OX14 1DZ England  
 Tel +44 (0)1235 815816 Fax +44 (0)1235 811234 E-mail enquiries@bowman.co.uk Website www.bowman.co.uk

## Technical Information for Sintered Bearings

### Fitting

The bearings are porous and can be damaged if fitting is not carried out correctly. Assembly by hammer blows deforms the bearing. The correct method is by using a shouldered insertion pin. Fitting without the use of an insertion pin can only be done where a tolerance of more than IT8 is acceptable on the fitted bearing.

A chamfer in the housing bore is necessary to serve as a lead for the bearing. Any out-of-roundness in the bearing is corrected when the bearing is pressed into the housing.

### Shaft

It is important that the fitting of the bearing is carried out correctly and that the shaft has a good surface finish. The best results are obtained by grinding or polishing the shaft. A shaft with a poor surface finish can act as a reamer and thereby close the pores of the bearing surface. A surface finish of  $Ra \leq 0.4$  (N5) is recommended. The shaft should be ground and can in most cases be used unhardened. Hard chromium plating is recommended where the shaft comes in contact with corrosive substances. Shafts of stainless steel can also be used but should be chromium plated or must be used with bearings lubricated with a molybdenum disulphide additive. Bearings used in dirty or polluted environments should be protected by seals.

### Design

When considering a new application or when designing a new sintered bearing, it is always good practice to consider the option of iron as a lower cost alternative to bronze if operating conditions allow.

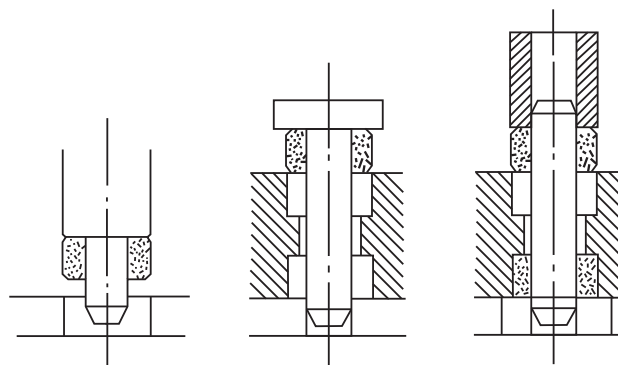
### Life

When used under ideal conditions a self-lubricating bearing can run for thousands of hours without additional lubrication. Abnormal running conditions, such as loading above the maximum permissible PV-value, shortens the life. Vibrations, misalignment and high ambient temperatures also shorten the life of oil lubricated bearings.

If possible, bearings should have lower loading and speed during a short running-in period than during normal usage.

### Loads and Speeds

Load and speed limitations must be ascertained in order to ensure proper bearing design. If design limits are exceeded, the bearing life will decrease and could result in premature failure. To determine the capacity of a bearing, use the following PV calculation as a guide.



### PV Imperial Calculation

The normal load carrying capacity of Oilube™ bearings is expressed as a PV factor (pressure x surface velocity) where :-

P = The load in pounds per square inch on the projected bearing area (bearing I.D. x length)  
 V = Surface velocity of the shaft in feet per minute (SFM).

$$PV = \frac{W \times \pi DR}{LD \times 12} = \frac{3-14 WR}{12L}$$

W = Total load on bearing (pounds).  
 L = Length of bearing (inches).  
 D = I.D. of bearing (inches).  
 R = Shaft speed (RPM).

### Normal upper limits for Oilube® bearing materials

Material	PV	P(Psi)		V(SFM)
		Static	Dynamic	
Oilube™ A50 A51	50,000	8,000	2,000	1,200
Super Oilube™	45,000	20,000	4,000	750
Oilube™ A00	45,000	10,000	3,000	1,100
Graphite Bronze	12,000	6,000	1,000	1,100
MoS <sub>2</sub> Bronze	12,000	6,000	1,000	50/1,200*

\*This higher figure can only be achieved if oil impregnation is also carried out.

A factor of safety has been allowed for in the chart above and figures are based on normal bearing usage.

Exceeding any of these four factors could affect normal bearing life. Under certain conditions and with special lubricants and additives they can be exceeded. For unusual conditions contact our sales department who have a wealth of information that has been compiled from over 25 years of experience of applying Oilube® bearings in numerous applications.

This data gives typical values and are not intended to represent specification. Their aim is to guide the user towards a material choice.

The warranties given by Bowman International Ltd ("Bowman") are as set out in their Conditions of Business, subject to which the products referred to in this brochure are offered. Copies of our conditions are available on request.

The suitability of the proposed use of any of the products for any particular purpose is the responsibility of the customer.

Bowman International Limited reserve the right to change specifications without prior notice E & OE

## Sintered Material Specifications

Typical Properties		Bowman Oilube® Grade A00	Bowman Oilube® Grade A50	Bowman Oilube® Grade A51	Bowman Super Oilube®	Bowman Graphite Bronze	Bowman MoS <sub>2</sub> Bronze
Approximate Composition %	Carbon <b>C</b>	0.3	0.2	0.75	0.3	6	0.2
	Copper <b>Cu</b>	1	87.8	87.25	20	76	85.8
	Iron <b>Fe</b>	96.7	0	0	77.7	0	0
	Lead <b>Pb</b>	0	0	0	0	8	0
	Tin <b>Sn</b>	0	10	10	0	8	8
	Other	2	2	2	2	2	2
	Solid MoS <sub>2</sub>	0	0	0	0	0	4
Nominal Density g/cm <sup>3</sup>		5.8	6.6	6.2	6.0	6.6	6.2
Porosity (% Oil by volume)		24	20	24	20	N/A	N/A
"K" Strength Constant (Mpa)		170	160	130	200	120	160
Maximum Operating Temperature Range using standard lubricant °C		-10 to +85	-10 to +85	-10 to +85	-10 to +85	-100 to +400°C	-100 to +400°C
Maximum Operating Temperature Range using enhanced lubricant °C		-60 to +220	-60 to +220	-60 to +220	-60 to +220	N/A	N/A
Recommended Shaft Surface Finish		Ra<=0.4um	Ra<=0.4um	Ra<=0.4um	Ra<=0.4um	Ra<=0.4um	Ra<=0.4um
Recommended Shaft Hardness		HRC60	HRC60	HRC60	HRC60	HRC60	HRC60

These figures are based on Bowman standard lubrication. Operating temperatures of up to 220°C can be achieved using high temperature lubricants. Please note the bearing clearances and standard fitting data may not be applicable for bearings operating at elevated temperatures.

## Lubrication

Lubrication is one of the most important factors affecting bearing performance. Many different lubricants can be provided for varying applications. These have not been listed, as new oils and additives are constantly being developed. Please therefore consult with our sales department for up to date advice.

For certain applications it is beneficial to incorporate special additives in the lubricant e.g. MoS<sub>2</sub> (molybdenum disulphide), P.T.F.E. or graphite. These additives are recommended for use where slow running, reciprocal movement, high loads, low starting torque or stainless steel shafts are a factor.

The oil-cushioning characteristics of Oilube™ bearings permit them to operate efficiently under heavy loads at moderate speeds or light loads at high speeds.

If dry lubrication is required or high temperatures are involved then graphite bronze or MoS<sub>2</sub> bronze should be considered.

## Combination insertion and sizing pin

The amount of close-in may be controlled by the use of a combination insertion and sizing pin. The pin diameter should be approximately 0.0003" (0.0076mm) greater than the desired final bearing I.D. The bearing must be such that the pin fits freely in the bearing I.D. before installation. When the bearing is pressed into the housing, its I.D. will close-in on the pin.

Oilube® bearings generate their own oil film so there is no difficulty in extracting the pin. Upon its withdrawal, the

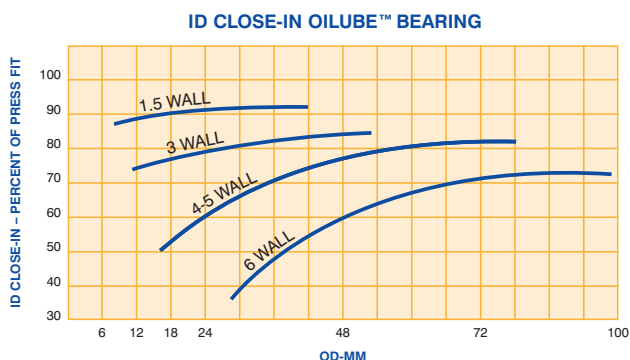
bearing I.D. will spring back approximately 0.0003" (0.0076mm) in most cases but the exact amount must be determined by trial.

## Precision toleranced bores

A bore I.D. tolerance of 0.0005" (0.0127mm) can be obtained by different sizing methods. Please consult our sales department for a detailed data sheet.

## Controlling bore size

If the shouldered insertion pin is loose in the bearing bore, then the I.D. of the bearing will close-in without restraint. The approximate amount of close-in may be determined in advance (see chart below).



## Storage of Bearings

Oilube® bearings must be stored in non-absorbent containers. Do not store in paper or cloth containers. Do not store in wood or cardboard boxes. The best containers are made of plastic or metal.